


a matter of light and space

Signature



Signature

STONE & WOOD EFFECT

Signature

¹ STONE WHITE + WOOD CREAM	² STONE BEIGE + WOOD BEIGE	³ STONE GREY + WOOD BROWN	⁴ STONE DARK + WOOD TAUPE
---	---	--	--

The marks left by time emerge on stone and wood look surfaces,
tastefully combined in fresh, original pairings.



Shape, colour and light interweave in an architectural design based on painstaking research into materials. Simple lines, strong contrasts and subtle shades inspired by nature harmonise with ceramic surfaces with a forceful, authentic tactile quality, striking a perfect balance between design and innovation, for living spaces with a deep contemplative spirit.

Forma, colore e luce si rincorrono all'interno di un disegno architettonico frutto di una meticolosa ricerca sui materiali. Linee essenziali, forti contrasti e sfumature ispirate alla natura armonizzano con superfici ceramiche dalla matericità forte e autentica, inscritte in un perfetto equilibrio tra design e innovazione, per spazi abitativi di profonda contemplazione.



FR Forme, couleur et lumière se répondent les unes aux autres au sein d'une conception architecturale, fruit d'une rigoureuse recherche sur les matériaux. Des lignes épurées, des contrastes marqués et des nuances inspirées de la nature s'harmonisent à des surfaces céramiques aux effets de matière puissants et authentiques, inscrites dans un parfait équilibre entre design et innovation, pour des espaces de vie profondément contemplatifs.

DE Form, Farbe und Licht treffen in einem architektonischen Design aufeinander, das das Ergebnis einer äußerst akribischen Materialforschung ist. Schlichte Linien, starke Kontraste und Farbabstufungen, die der Natur nachempfunden sind, harmonieren mit keramischen Oberflächen mit starker, authentischer Materialität, perfekt ausgewogen zwischen Design und Innovation, für besonders ansprechende Wohnräume.

ES Forma, color y luz se suceden dentro de un diseño arquitectónico, fruto de una meticulosa investigación acerca de los materiales. Líneas esenciales, fuertes contrastes y tonalidades inspiradas en la naturaleza armonizan con superficies cerámicas de vigoroso y genuino carácter matérico, inscritas en un perfecto equilibrio entre diseño e innovación, para conformar espacios de la vivienda de profunda contemplación.

RU Форма, цвет и свет переплетаются друг с другом в архитектурном проекте, ставшем результатом кропотливого исследования материалов. Строгие линии, выраженные контрасты и позаимствованные у природы оттенки гармонично сочетаются с керамическими поверхностями с яркой и натуральной фактурой, выражающими отличное равновесие дизайна и инноваций, позволяющими получать жилые пространства и заставляющими задуматься о возвышенном.





SIGNATURE STONE BEIGE / 60x60 24"x24"



SIGNATURE STONE MOSAICO MIX DARK / 30x30 12"x12"



An aesthetic destined to last over time, overcoming trends through durable design,
to be conserved and handed down to following generations.



SIGNATURE STONE DARK / 90x90 36"x36"
SIGNATURE WOOD CREAM / 20x120 8"x48"



The veining, knots and splits of aged oak wood melt into the soft texture of an ancient stone, with varied patterning that intensifies with the transition from paler to darker shades. Multi-size porcelain stoneware surfaces with an extremely realistic effect, complete with decor tiles to cover walls with fresh, original regular motifs.

Venature, nodi e spaccature del legno Rovere invecchiato sono stemperati nella texture morbida di una pietra antica, la cui grafica mossa si intensifica con il passaggio da toni chiari a toni più scuri. Superfici multiformate in gres porcellanato dalla resa estremamente realistica e corredate da elementi decorativi per rivestire le pareti con motivi ritmici sorprendenti.

FR Les veines, les nœuds et les fissures du bois de chêne vieilli se fondent délicatement dans la texture douce d'une pierre antique, dont le graphisme mouvementé s'intensifie au gré de la gradation des tons clairs vers les tons foncés. Des surfaces multiformat en grès cérame au rendu éminemment réaliste qu'accompagnent des éléments décoratifs pour habiller les murs de motifs rythmiques surprenants.

DE Äderungen, Knoten und Risse im Farbton von gealtertem Eichenholz werden abgemildert in der weichen Textur eines uralten Steins, dessen dezente Strukturen sich mit dem Übergang von hellen zu dunkleren Tönen verstärken. Mehrformatige Oberflächen aus Feinsteinzeug, die extrem realistisch wirken, begleitet von Dekorelementen zur Verkleidung der Wände mit überraschenden sich wiederholenden Motiven.

ES Vetas, nudos y grietas de la madera de roble envejecido se ven atenuados gracias a la textura suave de una piedra antigua, cuyo diseño gráfico dinámico se intensifica al pasar de tonos claros a otros más oscuros. Superficies multiformato de gres porcelánico con un aspecto extremadamente realista, acompañadas de elementos decorativos, para revestir las paredes con motivos rítmicos sorprendentes.

RU Рисунок дерева, сучки и трещины старого дуба смягчаются плавной фактурой старинного камня, живая графика которого становится более заметной при переходе от светлых тонов к темным. Керамогранитные поверхности разных форматов с очень реалистичным эффектом дополняются декоративными элементами для отделки стен удивительными ритмичными мотивами.





SIGNATURE STONE WHITE / 60x120 24"x48" - CHEVRON WHITE / 7,5x60 3"x24"



SIGNATURE STONE MODUL TYPE A WHITE / 180x180 72"x72" (→ p. 34) - BEIGE / 10x60 4"x24"





SIGNATURE STONE WHITE / 60x120 24"x48" - MOSAICO STAR GREY / 32x37 13"x15"
SIGNATURE WOOD BEIGE / 30x120 12"x48" / 20x120 8"x48"



SIGNATURE STONE GREY / 60x120 24"x48" - MOSAICO STAR GREY / 32x37 13"x15"
SIGNATURE WOOD BEIGE / 30x120 12"x48" / 20x120 8"x48"

The hand of nature adorns surfaces with intimate pathways,
contained in moments subtly suspended in time and space.





SIGNATURE WOOD TAUPE OUT 20 MM / 40x120 16"x48"




SIGNATURE STONE GREY OUT 20 MM / 90x90 36"x36" / 60x90 24"x36"
MOSAICO STAR DARK / 32x37 13"x15"



With the *in primix* technology, every single detail of the Signature Stone collection's inspiration limestone surfaces is impressed on the stoneware slab with such precision that the distinction between ceramic material and original stone becomes even more unclear. Sophisticated, latest-generation plants enable selective applications of adhesive and grit, creating three-dimensional relief textures perfectly synchronised with the high-definition digital patterning, giving the ceramic product an extremely realistic material effect and an unprecedented visual quality.

Con la tecnologia *in primix* ogni singolo dettaglio delle superfici calcaree a cui si ispira la collezione Signature Stone viene impresso sulle lastre in gres con una precisione tale da rendere ancora più labile la distinzione tra materia ceramica e pietra originaria. Impianti sofisticati di ultima generazione consentono applicazioni selettive di colla e graniglia che creano rilievi tridimensionali perfettamente sincronizzabili con la grafica digitale ad alta definizione, conferendo un aspetto materico estremamente realistico e una qualità visiva inedita al prodotto ceramico.





FR Grâce à la technologie *in primix*, le moindre détail des surfaces calcaires dont s'inspire la collection Signature Stone est imprimé sur les dalles en grès avec une précision telle que la distinction entre le matériau céramique et la pierre d'origine s'estompe toujours plus. Des équipements de pointe de dernière génération permettent des applications sélectives de colle et de granulats. Ceci crée des reliefs tridimensionnels pouvant être parfaitement synchronisés avec des graphiques numériques haute définition, conférant ainsi au produit céramique un aspect de matière extrêmement réaliste et une qualité visuelle entièrement nouvelle.

DE Mit der *in primix* Technik wird jedes einzelne Detail der Kalkstein-Oberflächen, an denen die Kollektion Signature Stone inspiriert ist, auf die Feinsteinzeugfliesen aufgedruckt, und zwar in einer Präzision, die die Unterscheidung zwischen Keramikmaterial und ursprünglichem Stein noch schwerer macht. Hochmoderne spezielle Anlagen ermöglichen die selektive Auftragung von Kleber und Granulat zur Erzeugung von dreidimensionalen Strukturen, die durch den High-Definition-Digitaldruck perfekt aufeinander abgestimmt werden können und dem Keramikprodukt einen extrem realistischen, materialbetonten Aspekt und eine völlig neuartige optische Qualität verleihen.

ES Con la tecnología *in primix* cada uno de los detalles de las superficies calizas en que se inspira la colección Signature Stone se imprime en las placas de gres con una precisión tal que hace aún más difícil distinguir la materia cerámica de la piedra originaria. Unas sofisticadas instalaciones de última generación permiten llevar a cabo unas aplicaciones selectivas de cola y gravilla que crean relieves tridimensionales perfectamente sincronizables con el diseño gráfico digital de alta definición, confiriéndole al producto cerámico un aspecto matérico extremadamente realista y un aspecto visual inédito.

RU Благодаря технологии *in primix* каждая отдельная деталь известняков, являющихся источником вдохновения коллекции Signature Stone, наносится на керамогранитные плиты с такой высокой степенью точности, что разница между керамическим материалом и камнем практически исчезает. Высокотехнологичные системы нового поколения обеспечивают выборочное нанесение клея и крошки для получения трехмерного рельефа, точно совпадающего с цифровой графикой высокого разрешения, создавая керамические изделия с очень реалистичным фактурным эффектом и невиданным ранее визуальным качеством.

1 Coloured-body porcelain stoneware
 Gres porcellanato colorato in pasta

2 High-resolution surface patterning
 Grafica digitale ad alta risoluzione

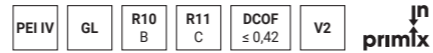
3 Relief structure created with digital adhesives and grit
 Struttura a rilievo realizzata con colle digitali e graniglia

Signature Stone

WHITE



COLOURED BODY PORCELAIN STONWARE – DIGITAL TECHNOLOGY
GRES PORCELLANATO IMPASTO COLORATO



Naturale 10 mm


DSS9910R	90x90	36"x36" Rett
DSS6910R	60x90	24"x36" Rett
DSS12610R	60x120	24"x48" Rett
DSS610R	60x60	24"x24" Rett
DSS310R	30x60	12"x24" Rett
DSS1010R	10x60	4"x24" Rett

Out 10 mm


DSS99100R	90x90	36"x36" Rett
------------------	-------	--------------

Out 20 mm


DSS99110R	90x90	36"x36" Rett
DSS66910R	60x90	24"x36" Rett



MOSAICO MIX WHITE
DSSM10
30x30 12"x12" Naturale Rett



MOSAICO ANTICATO WHITE
DSSMA10
30x30 12"x12" Naturale Rett



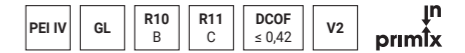
CHEVRON WHITE
DSS0710CH
7,5x60 3"x24" Naturale Rett

Signature Stone

BEIGE



COLOURED BODY PORCELAIN STONWARE – DIGITAL TECHNOLOGY
GRES PORCELLANATO IMPASTO COLORATO



Naturale 10 mm


DSS9920R	90x90	36"x36" Rett
DSS6920R	60x90	24"x36" Rett
DSS12620R	60x120	24"x48" Rett
DSS620R	60x60	24"x24" Rett
DSS320R	30x60	12"x24" Rett
DSS1020R	10x60	4"x24" Rett

Out 10 mm


DSS99200R	90x90	36"x36" Rett
------------------	-------	--------------

Out 20 mm


DSS99220R	90x90	36"x36" Rett
DSS66920R	60x90	24"x36" Rett



MOSAICO MIX BEIGE
DSSM20
30x30 12"x12" Naturale Rett



MOSAICO ANTICATO BEIGE
DSSMA20
30x30 12"x12" Naturale Rett



MOSAICO STAR BEIGE
DSSM14ST
32x37 13"x15" Out Rett
(BEIGE/WHITE)



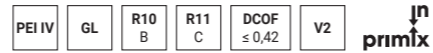
CHEVRON BEIGE
DSS0720CH
7,5x60 3"x24" Naturale Rett

Signature Stone

GREY



COLOURED BODY PORCELAIN STONWARE – DIGITAL TECHNOLOGY
GRES PORCELLANATO IMPASTO COLORATO



Naturale 10 mm


DSS9940R	90x90	36"x36" Rett
DSS6940R	60x90	24"x36" Rett
DSS12640R	60x120	24"x48" Rett
DSS640R	60x60	24"x24" Rett
DSS340R	30x60	12"x24" Rett
DSS1040R	10x60	4"x24" Rett

Out 10 mm


DSSF99400R	90x90	36"x36" Rett
-------------------	-------	--------------

Out 20 mm


DSS99440R	90x90	36"x36" Rett
DSS66940R	60x90	24"x36" Rett




MOSAICO MIX GREY
DSSM40
30x30 12"x12" Naturale Rett



MOSAICO ANTICATO GREY
DSSMA40
30x30 12"x12" Naturale Rett



MOSAICO STAR GREY
DSSM14ST
32x37 13"x15" Out Rett
(GREY/WHITE)



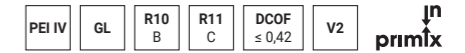
CHEVRON GREY
DSS0740CH
7,5x60 3"x24" Naturale Rett

Signature Stone

DARK



COLOURED BODY PORCELAIN STONWARE – DIGITAL TECHNOLOGY
GRES PORCELLANATO IMPASTO COLORATO



Naturale 10 mm


DSS9970R	90x90	36"x36" Rett
DSS6970R	60x90	24"x36" Rett
DSS12670R	60x120	24"x48" Rett
DSS670R	60x60	24"x24" Rett
DSS370R	30x60	12"x24" Rett
DSS1070R	10x60	4"x24" Rett

Out 10 mm


DSS99700R	90x90	36"x36" Rett
------------------	-------	--------------

Out 20 mm


DSS99770R	90x90	36"x36" Rett
------------------	-------	--------------



MOSAICO MIX DARK
DSSM70
30x30 12"x12" Naturale Rett



MOSAICO ANTICATO DARK
DSSMA70
30x30 12"x12" Naturale Rett



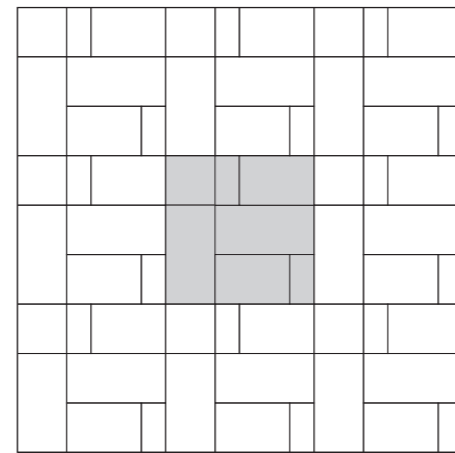
MOSAICO STAR DARK
DSSM14ST
32x37 13"x15" Out Rett
(DARK/GREY)



CHEVRON DARK
DSS0770CH
7,5x60 3"x24" Naturale Rett

Signature Stone

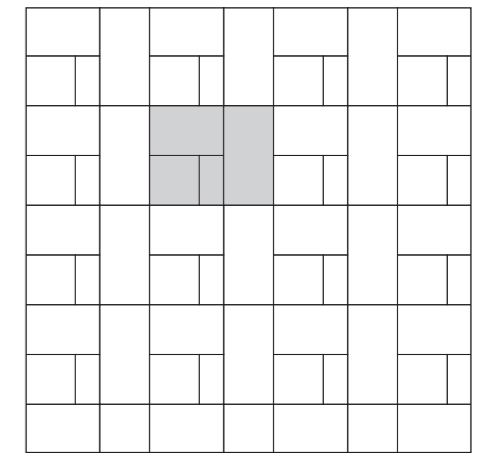

MODULS TYPE



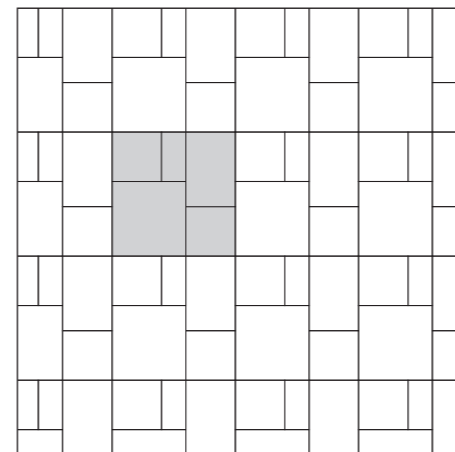
MODUL TYPE A
 180x180 72"x72"
 1 pcs 60x60 24"x24"
 2 pcs 30x60 12"x24"
 2 pcs 60x90 24"x36"
 2 pcs 60x120 24"x48"

Signature Stone

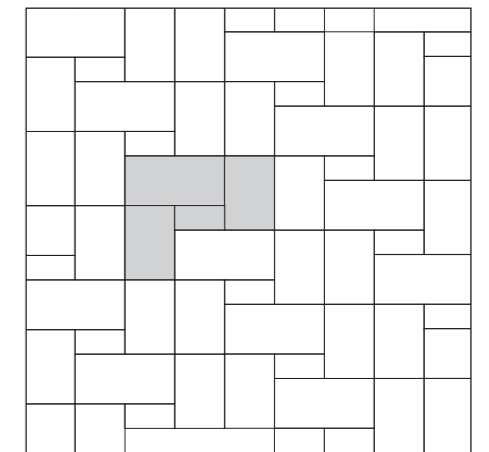

MODULS TYPE



MODUL TYPE D
 120x150 48"x60"
 1 pcs 60x60 24"x24"
 1 pcs 30x60 12"x24"
 1 pcs 60x90 24"x36"
 1 pcs 60x120 24"x48"



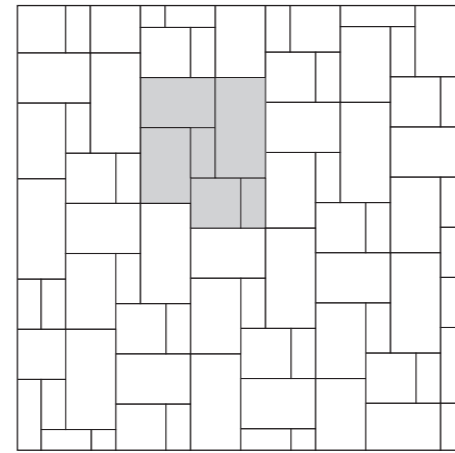
MODUL TYPE B
 150x150 60"x60"
 2 pcs 60x60 24"x24"
 1 pcs 30x60 12"x24"
 1 pcs 60x90 24"x36"
 1 pcs 90x90 36"x36"



MODUL TYPE E
 180x150 72"x60"
 1 pcs 30x60 12"x24"
 2 pcs 60x90 24"x36"
 1 pcs 60x120 24"x48"

Signature Stone

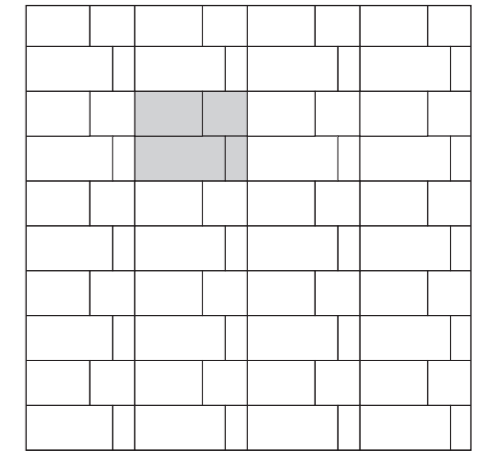
MODULS TYPE



MODUL TYPE F
150x180 60"x72"
1 pcs 60x60 24"x24"
2 pcs 30x60 12"x24"
2 pcs 60x90 24"x36"
1 pcs 60x120 24"x48"

Signature Stone

MODULS TYPE



MODUL TYPE G
120x150 48"x60"
1 pcs 60x60 24"x24"
1 pcs 30x60 12"x24"
1 pcs 60x90 24"x36"
1 pcs 60x120 24"x48"

Signature Wood

CREAM



COLOURED BODY PORCELAIN STONWARE – DIGITAL TECHNOLOGY
GRES PORCELLANATO IMPASTO COLORATO

PEI IV	GL	R10 B	R11 C	DCOF ≤ 0,42	V2
--------	----	----------	----------	----------------	----

Naturale 9 mm

DSW25180	25x150	10"x60" Rett
DSW3080	30x120	12"x48" Rett
DSW1280	20x120	8"x48" Rett

Out 9 mm

DSW12800	20x120	8"x48" Rett
-----------------	--------	-------------

Out 20 mm

DSW40800	40x120	16"x48" Rett
-----------------	--------	--------------



CHEVRON CREAM
DSW0780CH
7,5x60 3"x24" Naturale Rett

Signature Wood

BEIGE



COLOURED BODY PORCELAIN STONWARE – DIGITAL TECHNOLOGY
GRES PORCELLANATO IMPASTO COLORATO

PEI IV	GL	R10 B	R11 C	DCOF ≤ 0,42	V2
--------	----	----------	----------	----------------	----

Naturale 9 mm

DSW25120	25x150	10"x60" Rett
DSW3020	30x120	12"x48" Rett
DSW1220	20x120	8"x48" Rett

Out 9 mm

DSW251200	25x150	10"x60" Rett
DSW12200	20x120	8"x48" Rett

Out 20 mm

DSW40200	40x120	16"x48" Rett
-----------------	--------	--------------



CHEVRON BEIGE
DSW0720CH
7,5x60 3"x24" Naturale Rett

Signature Wood

BROWN



COLOURED BODY PORCELAIN STONWARE – DIGITAL TECHNOLOGY
GRES PORCELLANATO IMPASTO COLORATO



Naturale 9 mm

DSW25160	25x150	10"x60" Rett
DSW3060	30x120	12"x48" Rett
DSW1260	20x120	8"x48" Rett

Out 9 mm

DSW12600	20x120	8"x48" Rett
-----------------	--------	-------------

Out 20 mm

DSW40600	40x120	16"x48" Rett
-----------------	--------	--------------



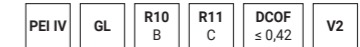
CHEVRON BROWN
DSW0760CH
7,5x60 3"x24" Naturale Rett

Signature Wood

TAUPE



COLOURED BODY PORCELAIN STONWARE – DIGITAL TECHNOLOGY
GRES PORCELLANATO IMPASTO COLORATO



Naturale 9 mm

DSW25140	25x150	10"x60" Rett
DSW3040	30x120	12"x48" Rett
DSW1240	20x120	8"x48" Rett

Out 9 mm

DSW251400	25x150	10"x60" Rett
DSW12400	20x120	8"x48" Rett

Out 20 mm



DSW40400	40x120	16"x48" Rett
-----------------	--------	--------------



CHEVRON TAUPE
DSW0740CH
7,5x60 3"x24" Naturale Rett

Signature

SIGNATURE STONE TRIMS


	BATTISCOPA 7x90 3"x36" Rett		BATTISCOPA 9x60 4"x24" Rett
WHITE	DSSB91R	WHITE	DSSB61R
BEIGE	DSSB92R	BEIGE	DSSB62R
GREY	DSSB94R	GREY	DSSB64R
DARK	DSSB97R	DARK	DSSB67R

WHITE / BEIGE / GREY:
Special Pieces 20 mm available on request
Pezzi Speciali 20 mm disponibili su richiesta

SIGNATURE STONE PACKING

Size Formato	Thickness Spessore	Pieces / Box Pezzi / Scatola	Sqm / Box Mq / Scatola	Kg / Box Kg / Scatola	Boxes / Pallet Scatole / Pallet	Sqm / Pallet Mq / Pallet	Kg / Pallet Kg / Pallet
89,7x89,7 35,3"x35,3"	10 mm	2	1,620	33,40	20	32,40	683
89,7x89,7 35,3"x35,3" Out	10 mm	2	1,620	33,40	20	32,40	683
89,7x89,7 35,3"x35,3" Out 20 mm	20 mm	1	0,810	36,70	30	24,30	1116
59,7x90 23,5"x36"	10 mm	2	1,080	22,20	48	51,84	1081
59,7x119,7 23,5"x47"	10 mm	2	1,440	31,00	36	51,84	1131
59,7x59,7 23,5"x23,5"	10 mm	4	1,440	31,00	30	43,20	945
29,7x59,7 11,7"x23,5"	10 mm	5	0,900	19,30	48	43,20	941
9,7x59,7 3,8"x23,5"	10 mm	12	0,700	15,20	60	42,00	927
29,7x29,7 11,7"x11,7" MOSAICO MIX	-	4	-	-	-	-	-
29,7x29,7 11,7"x11,7" MOSAICO ANTICATO	-	4	-	-	-	-	-
32,2x36,8 12,7"x14,5" MOSAICO STAR Out	-	4	-	-	-	-	-
7,5x59 2,9"x23,2" CHEVRON	10 mm	12	0,460	10,60	48	22,08	524
9x59,7 3,5"x23,5" BATTISCOPA	-	12	-	-	-	-	-
7x89,7 2,8"x35,3" BATTISCOPA	-	6	-	-	-	-	-

SIGNATURE WOOD TRIMS

	BATTISCOPA 6x120 2"x48"
CREAM	DSWB80
BEIGE	DSWB20
BROWN	DSWB60
TAUPE	DSWB40












SIGNATURE WOOD PACKING

Size Formato	Thickness Spessore	Pieces / Box Pezzi / Scatola	Sqm / Box Mq / Scatola	Kg / Box Kg / Scatola	Boxes / Pallet Scatole / Pallet	Sqm / Pallet Mq / Pallet	Kg / Pallet Kg / Pallet
25x150 10"x60"	9 mm	3	1,125	25,60	36	40,50	942
25x150 10"x60" Out	9 mm	3	1,125	25,60	36	40,50	942
30x119,5 12"x47"	9 mm	4	1,430	29,50	36	51,48	1082
20x119,5 8"x47"	9 mm	6	1,430	29,50	36	51,48	1082
20x119,5 8"x47" Out	9 mm	6	1,430	29,50	36	51,48	1082
40x120 16"x47,2" Out 20 mm	20 mm	2	0,960	46,00	20	19,20	940
6x120 3,5"x47,2" BATTISCOPA	-	6	-	-	-	-	-

Signature

TECHNICAL DATA

EN 14411 Bla GL

Technical characteristics Caratteristiche tecniche	Test method Metodo di prova	Value Valori	Value OUT Valori OUT
 Abrasion resistance Resistenza all'abrasione	ISO 10545 - 7	PEI IV	PEI IV
 Water absorption Assorbimento d'acqua	ISO 10545 - 3	≤ 0,5%	≤ 0,5%
 Breaking modulus Resistenza alla flessione	ISO 10545 - 4	≥ 35 N/mm ²	≥ 35 N/mm ²
 Resistance to frost Resistenza al gelo	ISO 10545 - 12	Frost proof Non gelive	Frost proof Non gelive
 Glaze resistance to acid and alkaline attack Resistenza all'attacco acido e basico	ISO 10545 - 13	Resistant Resistente	Resistant Resistente
 Mohs hardness Durezza Mohs	EN101	5	-
 Stain resistance Resistenza alle macchie	ISO 10545 - 14	Resistant Resistente	Resistant Resistente
 Slipperiness Scivolosità	DIN 51130	R10	R11
 Slip resistance Resistenza allo scivolamento	DIN 51097	B	C
 Coefficient of friction Scivolosità	ANSI A137-1	DCOF ≥ 0,42	DCOF ≥ 0,42
 Shading Stonalizzazione		V2	V2

The values in the table refer to the tests performed on colors BEIGE (SIGNATURE STONE), CREAM (SIGNATURE WOOD)
I valori indicati nella tabella si riferiscono alle prove eseguite sui colori BEIGE (SIGNATURE STONE), CREAM (SIGNATURE WOOD)



© Dom Design Lab
Project & Art Direction:
Ikos
08.2022



Ascot Gruppo Ceramiche srl
41014 Solignano di Castelvetro (MO) Italy
Via Croce, 80
Ph. +39 059 77 84 11
Fax +39 059 77 84 44/43
info@domceramiche.it
domceramiche.it